

LET'S CLIL TOGETHER!

# GEOGRAPHY 2

Clil in Primary School



WORKBOOK FOR STUDENTS

MY NAME IS \_\_\_\_\_

# TABLE OF CONTENTS

- 3 PLACES IN THE CITY AND THE COUNTRYSIDE
- 5 OPEN AND CLOSED SPACES
- 9 PRIVATE AND PUBLIC SPACES
- 11 MY CITY
- 14 MY SCHOOL
- 19 MY HOME
- 24 LEFT CENTRE RIGHT
- 26 TOP AND BOTTOM
- 27 TOP CENTRE BOTTOM
- 28 ROUTES IN A PARK
- 30 REFERENCE POINTS
- 31 GIVING DIRECTIONS
- 34 MAPS
- 35 STREET MAP
- 37 HOW TO DRAW A MAP
- 39 PLAN OF A CLASSROOM
- 40 PERSPECTIVE
- 41 MAP OF A NEIGHBOURHOOD
- 43 MAP GRID AND COORDINATES
- 44 AMUSEMENT PARK
- 46 LANDFORMS
- 48 LANDSCAPES
- 49 NATURE AND MAN
- 50 REVIEW EXERCISES

# PLACES IN THE CITY AND THE COUNTRYSIDE

Write the names of the places.

1.



---

2.



---

3.



---

4.



---

5.



---

6.




---

7.



8.




9.



10.



11.




12.





# OPEN AND CLOSED SPACES

Write the missing words and draw.



This is a \_\_\_\_\_ WITH a **FENCE**.

This park is a **CLOSED** space.

Draw a picture of a park WITHOUT the FENCE.



This park is an \_\_\_\_\_ space.



This is a \_\_\_\_\_ with a **FENCE**.

This school's yard is a \_\_\_\_\_ space.



This is a \_\_\_\_\_ without **FENCE**.

This school's yard is an \_\_\_\_\_ space.

Look at the image and write **OPEN** or **CLOSED**.



The HOUSE is a \_\_\_\_\_ space.

The GARDEN is a \_\_\_\_\_ space.

The ROOM is a \_\_\_\_\_ space.

**Draw:**

1. A street **IN FRONT OF** the FENCE.
2. A FOREST **BEHIND** the HOUSE.

Write **OPEN/CLOSED**.

The STREET is an \_\_\_\_\_ space.

The FOREST is an \_\_\_\_\_ space.

Write OPEN/CLOSED next to the name of the place.

1. CINEMA \_\_\_\_\_

2. SCHOOL \_\_\_\_\_

3. SUPERMARKET \_\_\_\_\_

4. PARK WITH FENCE \_\_\_\_\_

5. CLASSROOM \_\_\_\_\_

6. BEACH \_\_\_\_\_

7. PLAYGROUND \_\_\_\_\_

8. ZOO \_\_\_\_\_



9. TRAIN STATION \_\_\_\_\_

10. LIBRARY \_\_\_\_\_

11. STREET \_\_\_\_\_

12. SQUARE \_\_\_\_\_

13. PARK \_\_\_\_\_



Write the names of the places.

1.



C \_ \_ S \_ R \_ \_ M

2.



\_ \_ \_ C H

3.



L \_ \_ R \_ R Y

4.



\_ Q \_ \_ R \_

5.



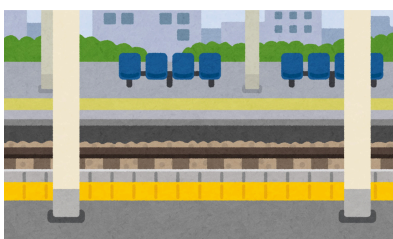
P \_ \_ Y \_ \_ \_ U \_ D

6.



S \_ \_ \_ \_ M \_ \_ K \_ \_

7.



T \_ \_ \_ \_

S \_ \_ \_ \_ \_ N