

1

6

3

MI ESERCITO

CON IL


PICCOLO LEO

4

2

7

8




9

5

10

# INDICE

- 1. Puzzle**
- 2. Collega il numero all'immagine**
- 3. Ordine crescente e decrescente**
- 4. Memory**
- 5. Ripassa il tratteggio**
- 6. Linea del 10**
- 7. Unisci i puntini**
- 8. Pixel art di Leo**



4

6

3

1

7


8

2

9


5

10




# COLLEGA OGNI NUMERO ALL'IMMAGINE CORRISPONDENTE


9




7




10



6



8




# COLLEGA OGNI NUMERO ALL'IMMAGINE CORRISPONDENTE

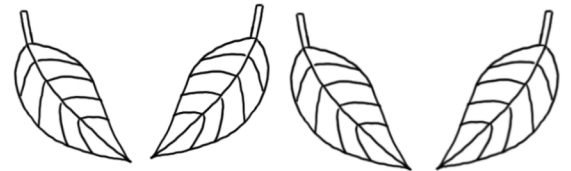
2




4



3




5



1




NUMERA LE RANOCCHIE IN ORDINE CRESCENTE  
DA 1 A 5



---

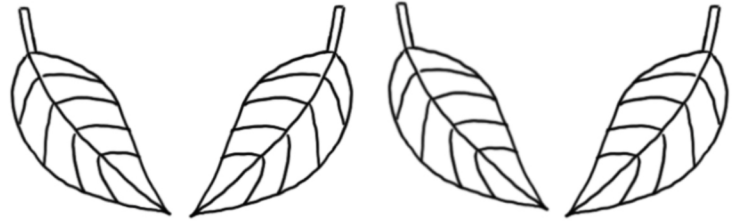
ORA NUMERA LE FARFALE IN ORDINE  
DECRESCENTE DA 5 A 1




3




7



10




4




9



6




2




8



5


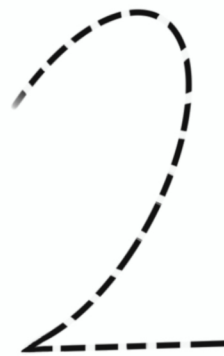
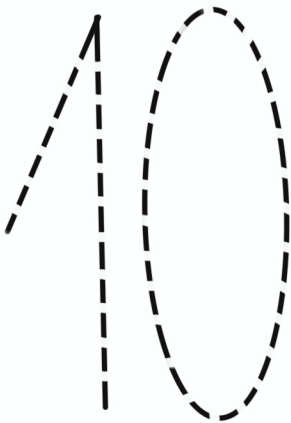
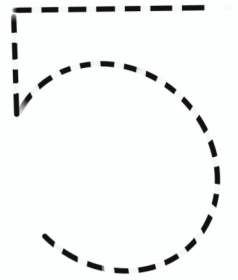
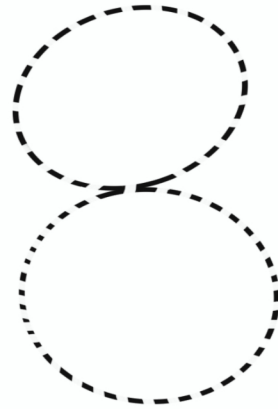
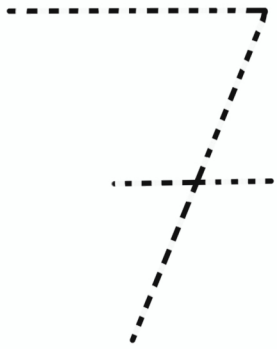
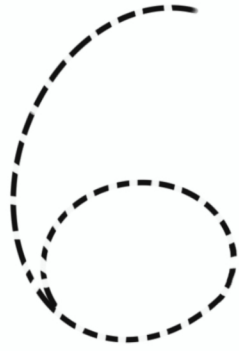
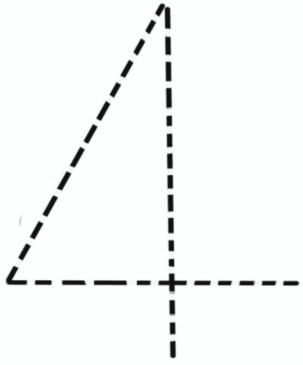


1





# RIPASSA CON LA MATITA I NUMERI IN CIFRE



RIPASSA CON LA MATITA

I NUMERI IN LETTERE

UNO

TRE

QUATTRO

SEI

OTTO


DIECI

CINQUE

SETTE

NOVE

DUE




# SEGUI I SALTI DELLA RANA




---

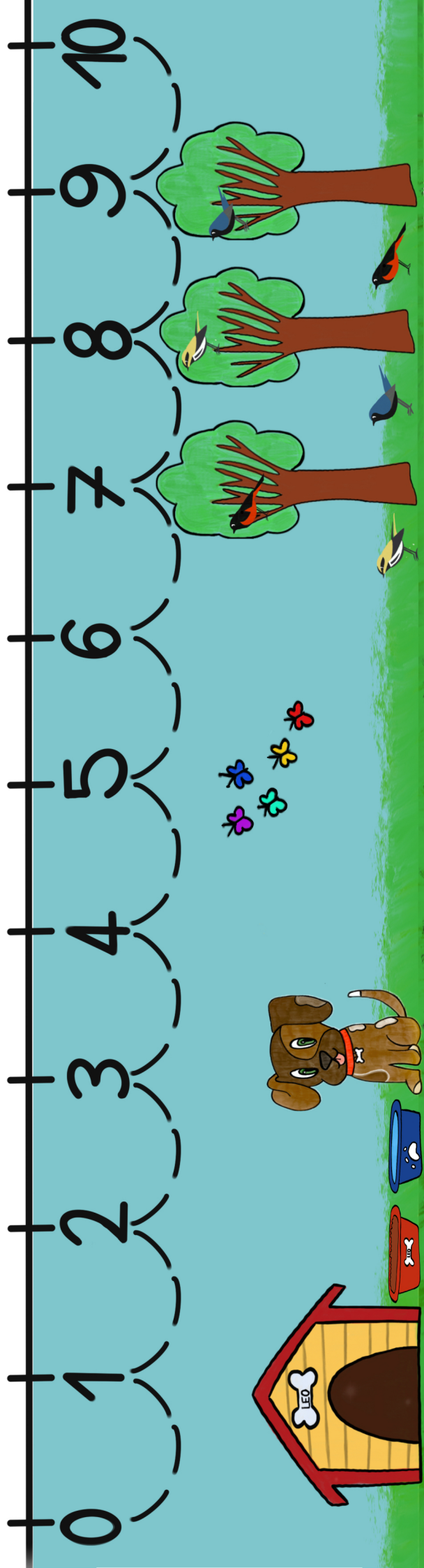
# IL VOLO DELLA FARFALLA



---


# E I TUFFI DEI PESCIOLINI





COLLEGA CON LA MATITA E IL RIGHELLO I NUMERI DA 1 A 10.

5



4. 2

8

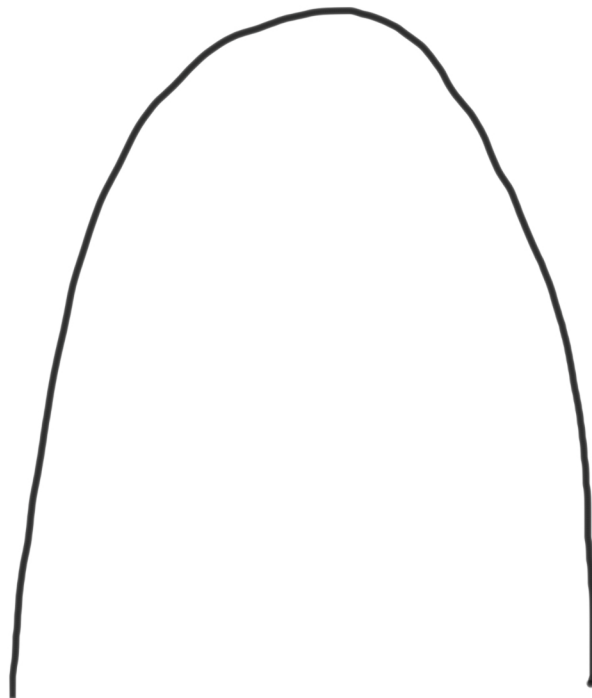
.6


3

.7


1. 10

.9





A  
B  
C  
D  
E  
F  
G  
H  
I  
L



A  
B  
C  
D  
E  
F  
G  
H  
I  
L

