

TRE R PER SALVARE LA TERRA

Color and Write

MAESTRAFRANCY78



1. Color, then cut out on the dotted line.
2. Staple it on top of page 2 when completed.

**MAESTRAFRANCY78**

**MAESTRAFRANCY78**

We live on earth. We can help it by...

---

---

---

---

---

---

---

---

---

---

**MAESTRAFRANCY78**

**MAESTRAFRANCY78**

1. Staple it under page 1 when completed.

Name: \_\_\_\_\_



Date: \_\_\_\_\_

# Riciclo

Colora solo gli oggetti che possono essere gettati  
in un contenitore per il riciclaggio.



# Ritmi della giornata della Terra



# Persepsi del riciclo

Carefully practice your scissors skills by cutting from the bottom to the recycled items.



MAESTRAFRANCY78

MAESTRAFRANCY78

MAESTRAFRANCY78

MAESTRAFRANCY78

MAESTRAFRANCY78

MAESTRAFRANCY78

MAESTRAFRANCY78

MAESTRAFRANCY78

MAESTRANCI

MAESTRAFRANCY78  
MAESTRAFRANCY78  
MAESTRAFRANCY78


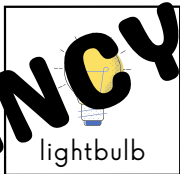

# RICICLO O RIFIUTO?

Decide se each picture below should be recycled or thrown in the garbage.  
Cut each picture out and glue it into the correct box.

**RECYCLING**

**GARBAGE**

MAESTRAFRANCY78  
MAESTRAFRANCY78  
MAESTRAFRANCY78  
MAESTRAFRANCY78  
MAESTRAFRANCY78  
MAESTRAFRANCY78



MAESTRAFRANCY78  
MAESTRAFRANCY78  
MAESTRAFRANCY78  
MAESTRAFRANCY78  
MAESTRAFRANCY78  
MAESTRAFRANCY78

# IL PERCORSO DEL RIUSO

**MAESTRAFRANCY78**

You have 5 minutes to help the woman  
find the way to the recycling bin

**MAESTRAFRANCY78**

