


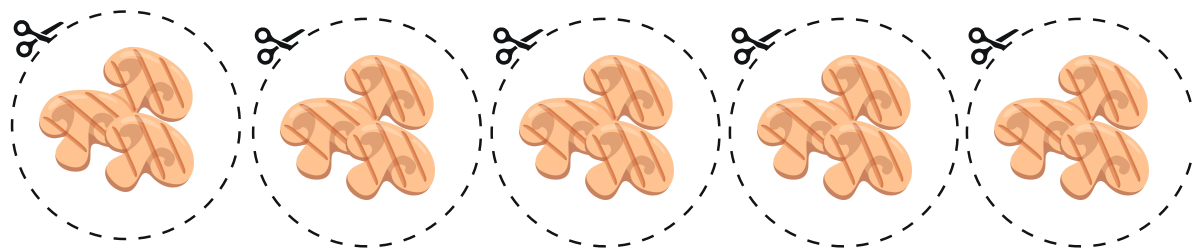
Today you're a pizza maker!

You have a pizza with 8 slices.


1. Cut out the toppings from the sheet (number 2).
2. Choose the ones you like best and glue them onto the slices of your pizza.
3. You can use the same topping more than once, or mix different ones.
4. When you're done, count how many slices have each topping.
5. Then, go to the writing sheet (number 3) and complete the sentences: Write your name and describe your pizza using fractions. Think: How many slices have cheese? How many have chips? Write it using fractions (for example: 3 out of 8 slices).



funghi- mushrooms




mozzarella




pepperoni - salame



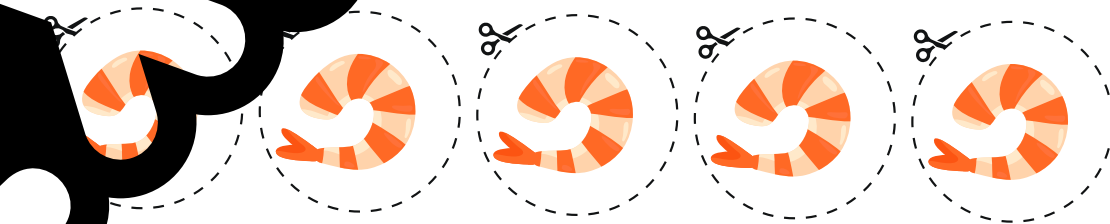
olive - olives



peperone - capsicum




gambaretti - shrimp



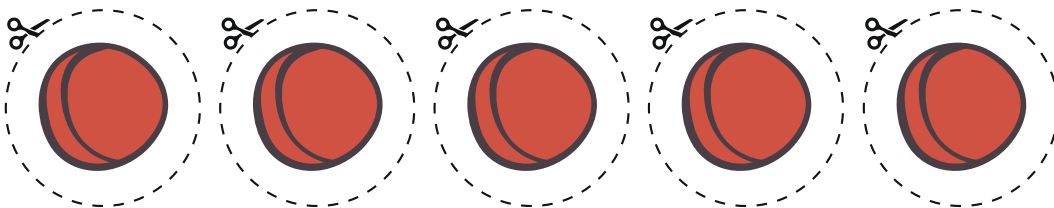
basilico - basil



Patatine - fry chips



würstel - Frankfurts



LISTINO PREZZI / PRICE LIST

Ingrediente / Topping	Price (\$)	Prezzo (€)	
Mozzarella – Cheese	\$2.00	€1.00	
Funghi – Mushrooms	\$1.00	€0.50	
Wurstel – Frankfurts	\$2.50	€1.50	
Patatine – Chips	\$1.50	€1.00	
Peperone – Capsicum	\$1.20	€0.80	
Olive – Olives	\$1.00	€0.70	
Salame – Pepperoni	\$3.00	€2.00	
Gamberetti – Shrimps	\$3.50	€2.50	
Basilico – Basil	\$0.50	€0.30	
Pomodoro (base) – Tomato base	FREE	GRATIS	